


A NEW HOSPITAL FOR THE LOCAL AREA

August 2021

Thank you to everyone who participated in our first phase of planning consultation for the new Specialist Emergency Care Hospital (SECH) in Sutton.



Sketch of the emerging designs of the new hospital looking from the Oak Cancer Centre.

In this newsletter we have prepared a summary of what people told us as well as some frequently asked questions - we hope you find this helpful. We will be conducting further consultation on the plans later this year so there will be more opportunities to provide your feedback.

Survey results

We are working to incorporate the feedback we received into the next round of building designs, which local people will have an opportunity to comment on again later this year.

In the meantime, we have analysed all the feedback we have received and identified some key themes. From your feedback we know that local people generally support a new hospital in Sutton, but also want:

- More information about transport, access and the impact of the new plans on local traffic
- Further design work to reduce the impact of the building on its closest neighbours – those on Cotswold Road, Bicknoller Close and Chiltern Road
- Reassurance that enough parking is being provided
- More details around the landscaping plans.

Over the page, we have answered the most frequently asked questions around these key themes.

We will also make sure that all these points are addressed when we come back to you with more detailed designs, including more and better developed images to help you visualise what the new hospital will look like.

Consultation so far

During our June 2021 consultation, we had some really useful feedback and discussions with local people and the wider community.

- 174 people completed our online survey
- Over 80 people attended our three online webinars
- Over 40 people contacted us providing feedback either via email or by phone
- 3,500 visits to our consultation website
- 4,015 flyers distributed to the local area.

WHAT YOU TOLD US

We have summarised some of the key themes that were raised during the first phase of the consultation

Transport and access

What we heard:

Transport and access were key issues for people, particularly the increase in local traffic with patients and staff accessing the new hospital. People were very keen to understand more about the access plans for the new hospital and what would be put in place to manage the impact on local roads and transport systems.

We also heard that people would like to see better public transport and improved cycle and pedestrian routes, so that they could visit the hospital without having to drive.

What we are doing:

We fully understand that this is one of the most important issues for local residents, and lots of people were keen to hear more detailed information on this key topic.

In our next round of consultation we will be in a better position to provide much more detail on this, particularly the impact on local roads, the access into and out of the hospital and what we are doing to make it easier for people to travel to the hospital via public transport, by bike or on foot.



Size of the building (height and mass)

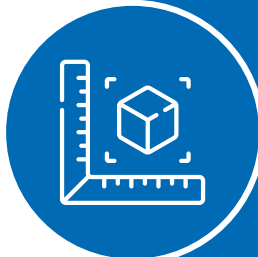
What we heard:

Some of you, especially those who live close to the site, shared concerns about the impact the new hospital building will have on some of the nearest homes, including potential cases of overlooking, light issues, and impact on views.

What we are doing:

The new hospital needs to be a certain height and size to provide all the services and facilities a special emergency care hospital must offer. The design 'steps down' towards residential areas (meaning fewer floors and a lower height at the edge of the campus) and we are undertaking detailed design work to make sure any impact is reduced and kept to a minimum.

Thanks to your feedback and the continued design work, in the next round of consultation we will be able to provide additional views and more images. This will include views from street level on the closest residential roads – this should help you to better understand what the impact could be and demonstrate all the work we are doing to manage this change for local people.



Car parking

What we heard:

You asked us whether the proposed multi-storey car park would provide adequate parking for both staff and patients.

What we are doing:

In total the car park will provide 800 spaces, of which around 300 will be allocated to the Royal Marsden Hospital. This is an overall increase of around 400 spaces on what exists on the site now.

We will continue our discussions with Transport for London and the London Borough of Sutton around transport into the site and local infrastructure improvements and provide an update on this in our next phase of consultation.

We will also look again at our calculations around parking need and look to set this out more clearly for you.



Landscaping

What we heard:

Landscaping is a key element in our plans and we asked you for suggestions on particular landscaping features that you would like to see so that we can ensure we create as peaceful an environment as possible.

Some of the most frequent suggestions were:

- Trees and plants
- Wildflower meadow gardens
- Water features, including streams, ponds or fountains
- Places for staff to sit and eat lunch
- Tropical indoor garden
- Memorial tree
- Sensory garden
- Indigenous hedgerow planting
- Sufficient outdoor seating
- Indoor plants.

What we are doing:

This feedback is really useful, and our architects are using your suggestions as a starting point as they develop the landscaping designs. We will present those designs for your feedback at the next round of consultation.



Have your say

We would like to thank everyone who attended any of our three online webinars in June 2021 or gave us your feedback through our online survey or by phone and email.

This first phase of consultation and online survey have now closed, however you are still able to contact us at any time using the details below.



Visit our website at esthplanning.co.uk



Email esth.byfhplans@nhs.net



Freephone: 0800 307 7969

Frequently asked questions


We have prepared a frequently asked questions document which includes a summary of the questions raised during the consultation. This is available on our dedicated website esthplanning.co.uk.

What happens next?

We are now considering all of the feedback we have received as we continue to develop the plans for the hospital. We are very keen to continue conversations with the community and there will be further opportunities to do this later this year. We will keep in touch with you via newsletters like this and will ensure that the dates of the next phase of consultation are shared with you.

Large print and other languages

This information can be made available in alternative formats, such as easy read or large print, and may be available in alternative languages upon request. For more information, contact esth.byfhplans@nhs.net.



View from Cotswold Road looking east